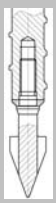

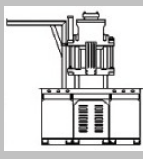


Model: FK-900DS



- ◆FK Angle type Series
 - Double Slide Table
- ◆Clamping force:90Ton
- ◆Injection weight:151~230g
- ◆Vertical clamping and horizontal injection design
- ◆FK Angle type series,able to contain Large-scale mold with longer opening stroke and large injection weight.Applicable to large-scale products with insert molding process.Multi-purpose Injection Molding

SPECIFICATION

		DESCRIPTION	UNIT	FK-900DS		
INJECTION UNIT		Screw Diameter	mm	φ36	φ40	φ45
		Maximum Injection Pressure	kg/cm ²	2177	1763	1393
		Theoretical Shot Volume	cm ³	163	201	254
		Maximum Shot Weight (PS)	g/oz	151/5.3	182/6.4	230/8.1
		Injection Rate	cm ³ /sec	84	103	130
CLAMPING UNIT		Top Platen Size	mm	610x730		
		Bottom Platen Size	mm	----		
		Mold Size	mm	410x530		
		Clamping Force	ton	90		
		Minimum Mold Thickness	mm	240		
		Opening Stroke	mm	300		
		Open Daylight	mm	540		
		Nozzle Center Height	mm	150±20		
		Nozzle Center Distance	mm	125		
		Ejector Force	ton	4		
		Ejector Stroke	mm	125		
		Sliding Table Size	mm	1100x380		
		Sliding Table Stroke	mm	570		
Rotary Table Diameter	mm	-----				
OTHERS		Hydraulic System Pressure	kg/cm ²	140		
		Oil Tank Volume	L	240		
		Electric Power	hp(kW)	15(11)		
		Barrel Heating Power	kW	6.5		
		Total Wattage	kW	17.5		
		Machine Dimensions (approx.)	m	2.6x1.9x2.6		
		Machine Weight (approx.)	ton	6		