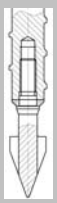

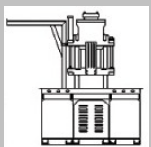


**Model: FK-3500S**



- ◆FK Angle type Series  
Single Slide Table
- ◆Clamping force:350Ton
- ◆Injection weight:623~1614g
- ◆Vertical clamping and horizontal injection design
- ◆FK Angle type series,able to contain Large-scale mold with longer opening stroke and large injection weight.Applicable to large-scale products with insert molding process.Multi-purpose Injection Molding

**SPECIFICATION (Special)**

		DESCRIPTION	UNIT	FK-3500S		
INJECTION UNIT		Screw Diameter	mm	φ55	φ60	Φ80
		Maximum Injection Pressure	kg/cm <sup>2</sup>	1916	1610	2000
		Theoretical Shot Volume	cm <sup>3</sup>	677	805	1759
		Maximum Shot Weight (PS)	g/oz	623/21.9	739/26	1614/57
		Injection Rate	cm <sup>3</sup> /sec	297	354	550
CLAMPING UNIT		Top Platen Size	mm	1350x1100		
		Bottom Platen Size	mm	-----		
		Mold Size	mm	700x950		
		Clamping Force	ton	350		
		Minimum Mold Thickness	mm	350		
		Opening Stroke	mm	450		
		Open Daylight	mm	800		
		Nozzle Center Height	mm	200±50		
		Nozzle Center Distance	mm	200		
		Ejector Force	ton	6		
		Ejector Stroke	mm	150		
		Sliding Table Size	mm	1100x930		
		Sliding Table Stroke	mm	1000		
Rotary Table Diameter	mm	-----				
OTHERS		Hydraulic System Pressure	kg/cm <sup>2</sup>	140		
		Oil Tank Volume	L	1400		
		Electric Power	hp(kW)	60		
		Barrel Heating Power	kW	32		
		Total Wattage	kW	92		
		Machine Dimensions (approx.)	m	6.2x2.2x4.2		
		Machine Weight (approx.)	ton	22		