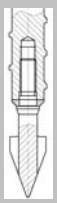

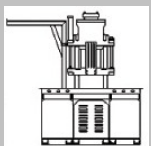


**Model: FK-3500**



- ◆FK Angle type Series  
Fixed Bottom Platen
- ◆Clamping force:357Ton
- ◆Injection weight:623~870g
- ◆Vertical clamping and horizontal injection design
- ◆FK Angle type series,able to contain Large-scale mold with longer opening stroke and large injection weight.Applicable to large-scale products with insert molding process.Multi-purpose Injection Molding

**SPECIFICATION**

		DESCRIPTION	UNIT	FK-3500		
INJECTION UNIT		Screw Diameter	mm	φ55	φ60	φ65
		Maximum Injection Pressure	kg/cm <sup>2</sup>	1916	1610	1371
		Theoretical Shot Volume	cm <sup>3</sup>	677	805	946
		Maximum Shot Weight (PS)	g/oz	623/21.9	739/26	870/31.1
		Injection Rate	cm <sup>3</sup> /sec	297	354	415
CLAMPING UNIT		Top Platen Size	mm	1570x1570		
		Bottom Platen Size	mm	1700x1700		
		Mold Size	mm	1200x1200		
		Clamping Force	ton	357		
		Minimum Mold Thickness	mm	450		
		Opening Stroke	mm	550		
		Open Daylight	mm	1000		
		Nozzle Center Height	mm	320±75		
		Nozzle Center Distance	mm	240		
		Ejector Force	ton	8		
		Ejector Stroke	mm	200		
		Sliding Table Size	mm	-----		
		Sliding Table Stroke	mm	-----		
Rotary Table Diameter	mm	-----				
OTHERS		Hydraulic System Pressure	kg/cm <sup>2</sup>	140		
		Oil Tank Volume	L	900		
		Electric Power	hp(kW)	37		
		Barrel Heating Power	kW	18.5		
		Total Wattage	kW	55.5		
		Machine Dimensions (approx.)	m	5.5x2x4		
		Machine Weight (approx.)	ton	21		