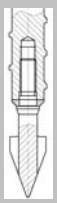

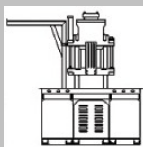


Model: FK-2200R2



- ◆FK Angle type Series
Rotary Table
- ◆Clamping force:228Ton
- ◆Injection weight:454~650g
- ◆Vertical clamping and horizontal injection design
- ◆FK Angle type series,able to contain Large-scale mold with longer opening stroke and large injection weight.Applicable to large-scale products with insert molding process.Multi-purpose Injection Molding

SPECIFICATION

		DESCRIPTION	UNIT	FK-2200R2		
INJECTION UNIT		Screw Diameter	mm	φ50	φ55	φ60
		Maximum Injection Pressure	kg/cm ²	2287	1890	1588
		Theoretical Shot Volume	cm ³	491	594	706
		Maximum Shot Weight (PS)	g/oz	454	549	650
		Injection Rate	cm ³ /sec	156	188	224
CLAMPING UNIT		Top Platen Size	mm	955X1080		
		Bottom Platen Size	mm	-----		
		Mold Size	mm	600x500		
		Clamping Force	ton	228		
		Minimum Mold Thickness	mm	350		
		Opening Stroke	mm	400		
		Open Daylight	mm	750		
		Nozzle Center Height	mm			
		Nozzle Center Distance	mm			
		Ejector Force	ton	6.2		
		Ejector Stroke	mm	185		
		Sliding Table Size	mm	-----		
		Sliding Table Stroke	mm	-----		
Rotary Table Diameter	mm	φ1600				
OTHERS		Hydraulic System Pressure	kg/cm ²	140		
		Oil Tank Volume	L	800		
		Electric Power	hp(kW)	30(22)		
		Barrel Heating Power	kW	12		
		Total Wattage	kW	34		
		Machine Dimensions (approx.)	m	4.8x1.8x3.4		
		Machine Weight (approx.)	ton	11		