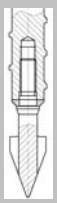

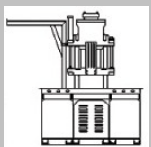


Model: FK-1500R2



- ◆FK Angle type Series
Rotary Table
- ◆Clamping force:155Ton
- ◆Injection weight:265~393g
- ◆Vertical clamping and horizontal injection design
- ◆FK Angle type series,able to contain Large-scale mold with longer opening stroke and large injection weight.Applicable to large-scale products with insert molding process.Multi-purpose Injection Molding

SPECIFICATION

		DESCRIPTION	UNIT	FK-1500R2		
INJECTION UNIT		Screw Diameter	mm	φ45	φ50	φ55
		Maximum Injection Pressure	kg/cm ²	1919	1554	1284
		Theoretical Shot Volume	cm ³	286	353	427
		Maximum Shot Weight (PS)	g/oz	265/9.3	327/9.3	393/13.8
		Injection Rate	cm ³ /sec	110	136	165
CLAMPING UNIT		Top Platen Size	mm	930x820		
		Bottom Platen Size	mm	-----		
		Mold Size	mm	500x400		
		Clamping Force	ton	155		
		Minimum Mold Thickness	mm	250		
		Opening Stroke	mm	350		
		Open Daylight	mm	600		
		Nozzle Center Height	mm	175±20		
		Nozzle Center Distance	mm	93		
		Ejector Force	ton	4		
		Ejector Stroke	mm	125		
		Sliding Table Size	mm	-----		
		Sliding Table Stroke	mm	-----		
Rotary Table Diameter	mm	φ1400				
OTHERS		Hydraulic System Pressure	kg/cm ²	140		
		Oil Tank Volume	L	500		
		Electric Power	hp(kW)	20(15)		
		Barrel Heating Power	kW	7.5		
		Total Wattage	kW	22.5		
		Machine Dimensions (approx.)	m	3.8x1.5x2.7		
		Machine Weight (approx.)	ton	7		