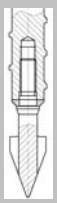

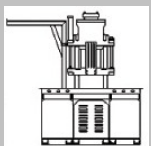


Model: FK-1500



- ◆FK Angle type Series
Fixed Bottom Platen
- ◆Clamping force:155Ton
- ◆Injection weight:265~393g
- ◆Vertical clamping and horizontal injection design
- ◆FK Angle type series,able to contain Large-scale mold with longer opening stroke and large injection weight.Applicable to large-scale products with insert molding process.Multi-purpose Injection Molding

SPECIFICATION

		DESCRIPTION	UNIT	FK-1500		
INJECTION UNIT		Screw Diameter	mm	φ45	φ50	φ55
		Maximum Injection Pressure	kg/cm ²	1919	1554	1284
		Theoretical Shot Volume	cm ³	286	353	427
		Maximum Shot Weight (PS)	g/oz	265/9.3	327/11.5	393/13.8
		Injection Rate	cm ³ /sec	110	136	165
CLAMPING UNIT		Top Platen Size	mm	670x805		
		Bottom Platen Size	mm	665x805		
		Mold Size	mm	460x600		
		Clamping Force	ton	155		
		Minimum Mold Thickness	mm	250		
		Opening Stroke	mm	350		
		Open Daylight	mm	600		
		Nozzle Center Height	mm	175±20		
		Nozzle Center Distance	mm	93		
		Ejector Force	ton	4		
		Ejector Stroke	mm	125		
		Sliding Table Size	mm	-----		
		Sliding Table Stroke	mm	-----		
Rotary Table Diameter	mm	-----				
OTHERS		Hydraulic System Pressure	kg/cm ²	140		
		Oil Tank Volume	L	307		
		Electric Power	hp(kW)	20(15)		
		Barrel Heating Power	kW	7.5		
		Total Wattage	kW	22.5		
		Machine Dimensions (approx.)	m	2.9x2x2.9		
		Machine Weight (approx.)	ton	6.6		